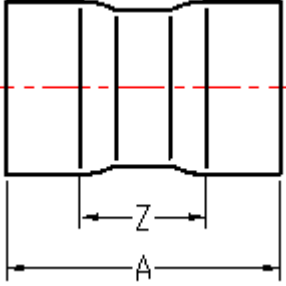
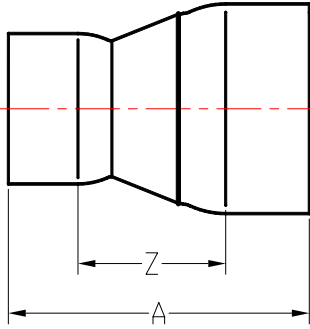
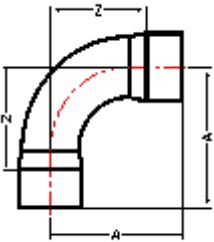
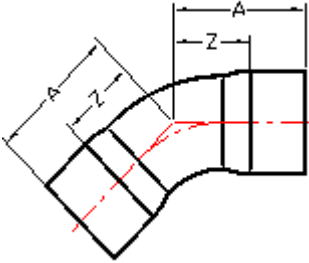
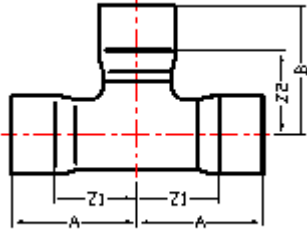
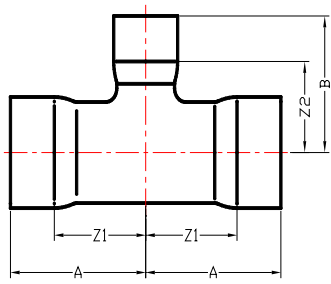


承插焊接式 316L

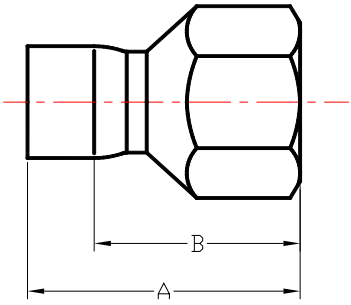
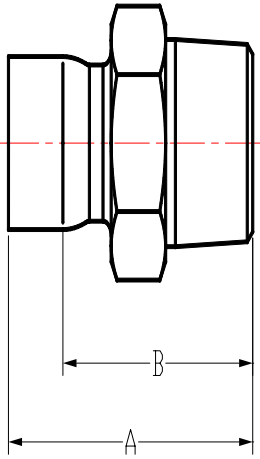
1	等径对接头 Coupling	产品代号 Type-Code	公称通径 Nominal.dia (mm)	管子外径 O. D (mm)
		W-SC	15	15.88
			20	22.22
			25	28.58
			32	34.00
			40	42.70
			50	48.60
			65	76.10
			80	88.90
			100	108.00
2	异径对接头 Reducer	产品代号 Type-Code	公称通径 Nominal.dia (mm)	管子外径 O. D (mm)
		W-RC	20×15	22.22×15.88
			25×15	28.58×15.88
			25×20	28.58×22.22
			32×15	34.00×15.88
			32×20	34.00×22.22
			32×25	34.00×28.58
			40×15	42.70×15.88
			40×20	42.70×22.22
			40×25	42.70×28.58
			40×32	42.70×34.00
			50×15	48.60×15.88
			50×20	48.60×22.22
			50×25	48.60×28.58
			50×32	48.60×34.00
			50×40	48.60×42.70
			65×20	76.1×22.22
			65×25	76.1×28.58
			65×32	76.1×34.00
			65×40	76.1×42.70
			65×50	76.1×48.60
80×20	88.9×22.22			
80×25	88.9×28.58			

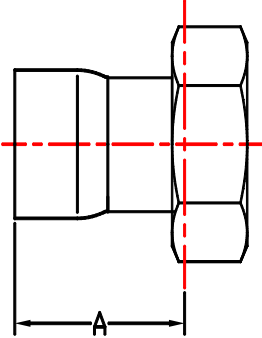
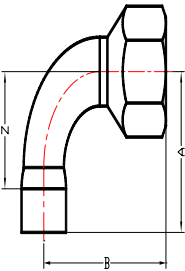
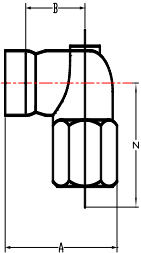
			80x32	88.9x34.00
			80x40	88.9x42.70
			80x50	88.90x48.60
			80x65	88.90x76.10
			100x20	108.00x22.22
			100x25	108.00x28.58
			100x32	108.00x34.00
			100x40	108.00x42.70
			100x50	108.00x48.60
			100x65	108.00x76.10
			100x80	108.00x88.90
3	A 型 90°弯头 90° elbow	产品代号 Type-Code	公称通径 Nominal.dia (mm)	管子外径 O. D (mm)
			15	15.88
			20	22.22
			25	28.58
			32	34.00
			40	42.70
			50	48.60
			65	76.10
			80	88.90
			100	108.00
4	A 型 45°弯头 45° elbow	产品代号 Type-Code	公称通径 Nominal.dia (mm)	管子外径 O. D (mm)
			15	15.88
			20	22.22
			25	28.58
			32	34.00
			40	42.70
			50	48.60
			65	76.10
			80	88.90
			100	108.00
5	异径 90°弯头 90° elbow	产品代号 Type-Code	公称通径 Nominal.dia (mm)	管子外径 O. D (mm)
		W-R90E	20x15	22.22×15.88

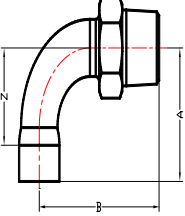
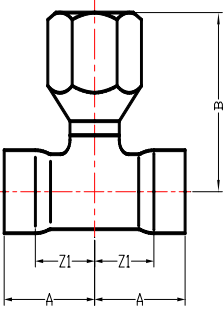
			25x15	28.58×15.88		
			25x20	28.58×22.22		
			32x20	34.00×22.22		
			32x25	34.00×28.58		
			40x20	42.70×22.22		
			40x25	42.70×28.58		
			40x32	42.70×34.00		
			50x20	48.60×22.22		
			50x25	48.60×28.58		
			50x40	48.60×42.70		
6	等径三通接头 Equal tee	产品代号 Type-Code	公称通径 Nominal.dia (mm)	管子外径 O.D (mm)		
		W-T(S)	15	15.88		
				20	22.22	
				25	28.58	
				32	34.00	
				40	42.70	
				50	48.60	
				65	76.10	
				80	88.90	
				100	108.00	
7	异径三通接头 Reducing tee	产品代号 Type-Code	公称通径 Nominal.dia (mm)	管子外径 O.D (mm)		
		W-T(R)	20×15	22.22×15.88		
					25×15	28.58×15.88
					25×20	28.58×22.22
					32×15	34.00×15.88
					32×20	34.00×22.22
					32×25	34.00×28.58
					40×15	42.70×15.88
					40×20	42.70×22.22
					40×25	42.70×28.58
					40×32	42.70×34.00
					50×15	48.60×15.88
					50×20	48.60×22.22
					50×25	48.60×28.58
					50×32	48.60×34.00



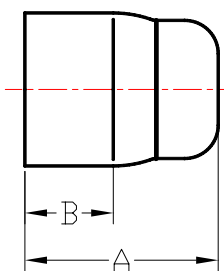
			50×40	48.60×42.70
			65×15	76.10×15.88
			65×20	76.10×22.22
			65×25	76.10×28.58
			65×32	76.10×34.00
			65×40	76.10×42.70
			65×50	76.10×48.60
			80×15	88.90×15.88
			80×20	88.90×22.22
			80×25	88.90×28.58
			80×32	88.90×34.00
			80×40	88.90×42.70
			80×50	88.90×48.60
			80×65	88.90×76.10
			100×15	108.00×15.88
			100×20	108.00×22.22
			100×25	108.00×28.58
			100×32	108.00×34.00
			100×40	108.00×42.70
			100×50	108.00×48.60
	100×65	108.00×76.10		
	100×80	108.00×88.90		
8	内螺纹转换接头 Female adapter (Rp)	产品代号 Type-Code	公称通径 Nominal.dia (mmRp)	管子外径 O. D (mmRp)
		W-ITC	15×Rp ^{1/2}	15.88×Rp ^{1/2}
			20×Rp ^{1/2}	22.22×Rp ^{1/2}
			20×Rp ^{3/4}	22.22×Rp ^{3/4}
			25×Rp ^{1/2}	28.58×Rp ^{1/2}
			25×Rp ^{3/4}	28.58×Rp ^{3/4}
			25×Rp1	28.58×Rp1
			32×Rp1/2	34.00×Rp1/2
			32×Rp3/4	34.00×Rp3/4
			32×Rp1	34.00×Rp1
			32×Rp ^{1/4}	34.00×Rp ^{1/4}
			40×Rp ^{3/4}	42.70×Rp ^{3/4}
			40×Rp1 ⁴	42.70×Rp1 ⁴
			40×Rp1 ^{1/4}	42.70×Rp1 ^{1/4}
			40×Rp1 ^{1/2}	42.70×Rp1 ^{1/2}

			50 × Rp1	48.60 × Rp1
			50 × Rp1 1/4	48.60 × Rp1 1/4
			50 × Rp1 1/2	48.60 × Rp1 1/2
			50 × Rp2	48.60 × Rp2
			65 × Rp1 1/2	76.10 × Rp1 1/2
			65 × Rp2	76.10 × Rp2
			65 × Rp2 1/2	76.10 × Rp2 1/2
			80 × Rp3/4	88.90 × Rp3/4
			80 × Rp3	88.90 × Rp3
			100 × Rp4	108.00 × Rp4
9	外螺纹转换接头 Male adapter	产品代号 Type-Code	公称通径 Nominal.dia (mmxR)	管子外径 O. D (mmxR)
		W-ETC	15 × R 1/2	15.88 × R 1/2
			20 × R 1/2	22.22 × R 1/2
			20 × R 3/4	22.22 × R 3/4
			25 × R1	28.58 × R1
			32 × R1	34.00 × R1
			32 × R1 1/4	34.00 × R1 1/4
			40 × R1 1/4	42.70 × R1 1/4
			40 × R1 1/2	42.70 × R1 1/2
			50 × R1	48.60 × R1
			50 × R1 1/4	48.60 × R1 1/4
			50 × R1 1/2	48.60 × R1 1/2
			50 × R2	48.60 × R2
			65 × R2 1/2	76.10 × R2 1/2
			80 × R3	88.90 × R3
100 × R4	108.00 × R4			
10	螺母移动转换接头 Valve connector	产品代号 Type-Code	公称通径 Nominal.dia (mmxG)	管子外径 O. D (mmxG)
		W-ZL	15 × G 1/2	15.88 × G 1/2
			15 × G 3/4	15.88 × G 3/4
			20 × G 1/2	22.22 × G 1/2
			20 × G 3/4	22.22 × G 3/4
			25 × G1	28.58 × G1
			32 × G1 1/4	34.00 × G1 1/4
			40 × G1 1/2	42.70 × G1 1/2
			50 × G2	48.60 × G2

				
11	内螺纹 90°转换弯头(长型) 90° female angle adapter (long)	产品代号 Type-Code	公称通径 Nominal.dia (mmxRc)	管子外径 O. D (mmxRc)
		W-1 TC90E₁	15 × Rp¹/₂	15. 88 × Rp¹/₂
			20 × Rp¹/₂	22. 22 × Rp¹/₂
			20 × Rp³/₄	22. 22 × Rp³/₄
			25 × Rp¹/₂	28. 58 × Rp¹/₂
			25 × Rp³/₄	28. 58 × Rp³/₄
			25 × Rp1	28. 58 × Rp1
			32 × Rp1	34. 00 × Rp1
			32 × Rp¹/₄	34. 00 × Rp¹/₄
			40 × Rp¹/₂	42. 70 × Rp¹/₂
			40 × Rp¹/₄	42. 70 × Rp¹/₄
			40 × Rp¹/₂	42. 70 × Rp¹/₂
			50 × Rp¹/₂	48. 60 × Rp¹/₂
			50 × Rp2	48. 60 × Rp2
			65 × Rp²/₂	76. 10 × Rp²/₂
			80xRp3	88. 90xR3
			100xRp4	108. 00xRp4
12	内螺纹 90°转换弯头(短型) 90° female angle adapter (short)	产品代号 Type-Code	公称通径 Nominal.dia (mmxRp)	管子外径 O. D (mmxRp)
		W-1 TC90E₂ (水栓用)	15 × Rp¹/₂	15. 88 × Rp¹/₂
			20 × Rp¹/₂	22. 22 × Rp¹/₂
			20 × Rp³/₄	22. 22 × Rp³/₄

13	外螺纹 90°转换弯头 90° male angle adapter	产品代号 Type-Code	公称通径 Nominal.dia (mmxR)	管子外径 0. D (mmxR)
		W-ETC90E	15 × R ^{1/2}	15.88 × R ^{1/2}
			20 × R ^{1/2}	22.22 × R ^{1/2}
			20 × R ^{3/4}	22.22 × R ^{3/4}
			25 × R ^{3/4}	28.58 × R ^{3/4}
			25 × R1	28.58 × R1
			32 × R1	34.00 × R1
			32 × R ^{1/4}	34.00 × R ^{1/4}
			40 × R ^{1/4}	42.70 × R ^{1/4}
			40 × R ^{1/2}	42.70 × R ^{1/2}
			50 × R ^{1/2}	48.60 × R ^{1/2}
			50 × R2	48.60 × R2
14	内螺纹三通转换接头 Branch tee female outlet	产品代号 Type-Code	公称通径 Nominal.dia (mmxRp)	管子外径 0. D (mmxRp)
		W-ITCT	15 × Rp ^{1/2}	15.88 × Rp ^{1/2}
			20 × Rp ^{1/2}	22.22 × Rp ^{1/2}
			20 × Rp ^{3/4}	22.22 × Rp ^{3/4}
			25 × Rp ^{1/2}	28.58 × Rp ^{1/2}
			25 × Rp ^{3/4}	28.58 × Rp ^{3/4}
			25 × Rp1	28.58 × Rp1
			32 × Rp ^{1/2}	34.00 × Rp ^{1/2}
			32 × Rp ^{3/4}	34.00 × Rp ^{3/4}
			32 × Rp1	34.00 × Rp1
			32 × Rp ^{1/4}	34.00 × Rp ^{1/4}
			40 × Rp ^{1/2}	42.70 × Rp ^{1/2}
			40 × Rp ^{3/4}	42.70 × Rp ^{3/4}
			40 × Rp1	42.70 × Rp1
			40 × Rp ^{1/4}	42.70 × Rp ^{1/4}
			40 × Rp ^{1/2}	42.70 × Rp ^{1/2}
			50 × Rp ^{1/2}	48.60 × Rp ^{1/2}
			50 × Rp ^{3/4}	48.60 × Rp ^{3/4}
			50 × Rp1	48.60 × Rp1
			50 × Rp ^{1/2}	48.60 × Rp ^{1/2}
50 × Rp2	48.60 × Rp2			
65 × Rp ^{1/2}	76.10 × Rp ^{1/2}			
65 × Rp ^{3/4}	76.10 × Rp ^{3/4}			

			65 × Rp1	76.10 × Rp1
			65 × Rp11/4	76.10 × Rp11/4
			65 × Rp11/2	76.10 × Rp11/2
			65 × Rp2	76.10 × Rp2
			80 × Rp1/2	88.90 × Rp1/2
			80 × Rp3/4	88.90 × Rp3/4
			80 × Rp1	88.90 × Rp1
			80 × Rp2	88.9 × Rp2
			80 × Rp3	88.9 × Rp3
			100 × Rp1/2	108.00 × Rp1/2
			100 × Rp3/4	108.00 × Rp3/4
			100 × Rp2	108.00 × Rp2
15	外螺纹三通转换接头 Branch tee male outlet	产品代号 Type-Code	公称通径 Nominal.dia (mmxR)	管子外径 O. D (mmxR)
		W-ETCT	15 × R ¹ / ₂	15.88 × R ¹ / ₂
			20 × R ¹ / ₂	22.22 × R ¹ / ₂
			20 × R ³ / ₄	22.22 × R ³ / ₄
			25 × R ¹ / ₂	28.58 × R ¹ / ₂
			25 × R ³ / ₄	28.58 × R ³ / ₄
			25 × R1	28.58 × R1
			32 × R ¹ / ₂	34.00 × R ¹ / ₂
			32 × R ³ / ₄	34.00 × R ³ / ₄
			32 × R1	34.00 × R1
			32 × R1 ¹ / ₄	34.00 × R1 ¹ / ₄
			40 × R ¹ / ₂	42.70 × R ¹ / ₂
			40 × R ³ / ₄	42.70 × R ³ / ₄
			40 × R1	42.70 × R1
			40 × R1 ¹ / ₄	42.70 × R1 ¹ / ₄
			40 × R1 ¹ / ₂	42.70 × R1 ¹ / ₂
			50 × R ¹ / ₂	48.60 × R ¹ / ₂
			50 × R ³ / ₄	48.60 × R ³ / ₄
			50 × R1	48.60 × R1
			50 × R1 ¹ / ₄	48.60 × R1 ¹ / ₄
			50 × R1 ¹ / ₂	48.60 × R1 ¹ / ₂
			50 × R2	48.60 × R2
			65 × R1/2	76.10 × R1/2
			65 × R3/4	76.10 × R3/4
			65 × R1	76.10 × R1

			65 × R1 1/2	76.10 × R1 1/2	
			65 × R2 1/2	76.10 × R2 1/2	
			65 × R1 1/4	76.10 × R1 1/4	
			80 × Rp 1/2	88.9 × Rp 1/2	
			80 × Rp 3/4	88.9 × Rp 3/4	
			80 × Rp 1	88.9 × Rp 1	
			80 × Rp 1 1/4	88.9 × Rp 1 1/4	
			80 × Rp 1 1/2	88.9 × Rp 1 1/2	
			80 × Rp 2	88.9 × Rp 2	
			80 × Rp 2 1/2	88.9 × Rp 2 1/2	
			80 × Rp 3	88.9 × Rp 3	
			100 × R 1/2	108.00 × R 1/2	
			100 × R 3/4	108.00 × R 3/4	
			100 × R 1	108.00 × R 1	
			100 × R 2	108.00 × R 2	
			100 × R 1 1/4	108.00 × R 1 1/4	
16	管帽 Cap	产品代号 Type-Code	公称通径 Nominal.dia (mm)	管子外径 O. D (mm)	
		W-CAP	15	15.88	
				20	22.22
				25	28.58
				32	34.00
				40	42.70
				50	48.60
				65	76.10
				80	88.90
				100	108.00